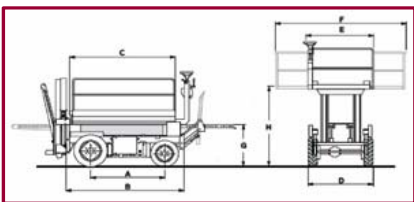



Avant




| MODEL | A mm | B mm | C mm | D mm | E mm | F mm | G mm | H mm | | | | | | | ALTO PILOT | |
|-------|---------|---------|---------|---------|---------|---------|---------|---------|---|---|----------------|---------------------------------------|---|---|---------------|---|
| AVANT | 1450 | 2598 | 1700 | 1800 | 1700 | 3550 | 1120 | 2050 | L | - | 10 / 75 - 15.3 | HYDROSTATIC 2 RM *HYDROSTATIC 4 RM | * | * | 400/600 LT | * |

* OPTIONAL
L= DIESEL LOMBARDINI 3 CYL. - CC 1100 - 25 HP



OPTIONAL
COMPRESSOR



OPTIONAL



3 STEERING ANGLES



CONTROLS CONSOLE



**LOMBARDINI ENGINE
3 CYL 25 HP**



DETAIL OF THE BRAKING SYSTEM



**SLIDING PLATFORMS
MECHANICAL OPENING**