

1250 | 1550 | 1800 | 2000

2300 | 2500 | 2800

STOCKER-CREW

A trading division of ALVECO PTY.LTD. (ABN: 40 074 146 535)

Postal Address: PO Box 203, Warners Bay, NSW 2282






Telephone: (02) 4954 8900

Fax: (02) 4954 8902

alveco@ceinternet.com.au

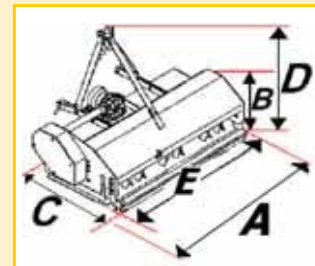


USE: For grass, medium size wood, for the underwood clearing, etc.

MODEL	A cm	B cm	C cm	D cm	E cm	 max Ø 4 cm	 max Ø 6/8 cm		 Kg	 min - max
WP 1250	145	60	133	95	125	36	12	3	430	20 - 25
WP 1550	173	60	133	95	155	36	12	3	465	35 - 62
WP 1800	200	60	133	95	182	48	16	4	535	42 - 62
WP 2000	220	60	133	95	200	48	16	4	575	45 - 62
WP 2300	250	60	133	95	228	60	20	4	635	50 - 62
WP 2500	273	60	133	95	251	60	20	4	698	55 - 62
WP 2800	298	60	133	95	281	72	24	4	780	70 - 80

STANDARD EQUIPMENT

- PTO 540 RPM
- SKIDS
- REAR ROLLER Ø 195 mm
- STATIC KNIFE
- FREE WHEEL IN THE GEARBOX
- MANUAL SIDE SHIFT
- SWINGING BEARING
- W/DOUBLE ROLLERS
- LINKAGE CAT. II



ADJUSTABLE SKIDS AND ROLLER



WP 2300



OPTIONAL:  
HYDR. SIDE SHIFT W  
ROLLER



OPTIONAL:  
MECHANICAL SIDE SHIFT



OPTIONAL:  
PTO 1000 RPM



WP 2500



WP 1800