

## STOCKER-CREW

A trading division of ALVECO PTY. LTD. (ABN: 40 074 146 535)

Postal Address: PO Box 203, Warners Bay, NSW 2282

Telephone: (02) 4954 8900






Fax: (02) 4954 8902

alveco@ceinternet.com.au



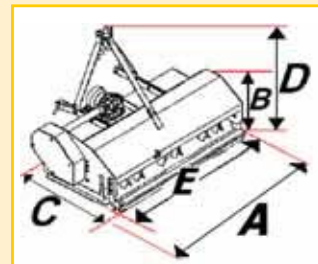
1550 | 1800 | 2000 | 2300 | 2500 | 2800  
3000 | 3200

USE: For grass, maize, medium size wood, for the underwood cleaning, etc.

MODEL	A cm	B cm	C cm	D cm	E cm	 max Ø 4 cm	 max Ø 6/8 cm		 Kg	 min - max
WHO 1550 - WHO 1550 SUPER *	173	60	133	95	155	36	12	3	545 - 583	35 - 62
WHO 1800	200	60	133	95	182	48	16	4	620	45 - 62
WHO 2000 - WHO 2000 SUPER *	220	60	133	95	200	48	16	4	655 - 750	45 - 62
WHO 2300	250	60	133	95	228	60	20	4	740	50 - 62
WHO 2500	273	60	133	95	251	60	20	4	800	55 - 62
WHO 2800	298	60	133	95	281	72	24	4	885	70 - 80
WHO 3000	321	60	133	95	299	72	24	5	948	75 - 90
WHO 3200	342	60	133	95	320	96	32	5	1010	80 - 100

• STANDARD EQUIPMENT

- PTO 540 RPM
- SKIDS
- REAR ROLLER Ø 195 MM
- HINGED BONNET
- MANUAL SIDE SHIFT
- STATIC KNIFE
- SWINGING BEARINGS W/DOUBLE ROLLERS
- DOUBLE FRAME
- FREE WHEEL IN THE GEARBOX
- LINKAGE CAT. II
- \* REINFORCED ROTOR SUPPORT
- \* REINFORCED KNIFE SUPPORT
- WHO 3200: ROTOR A 8 ROWS ROTOR SHAFT



HINGED BONNET



SKIDS AND ROLLER



OPTIONAL:

WHEELS



OPTIONAL:

RAKES



OPTIONAL:

SPREADING



OPTIONAL:

MECHANICAL SIDE SHIFT



OPTIONAL:

HYDRAULIC SIDE SHIFT



OPTIONAL:  
PTO 1000 RPM