

wgr

1550 | 1800 | 2000 | 2300

2600 | 2800 | 3200

STOCKER-CREW

A trading division of ALVECO PTY.LTD. (ABN: 40 074 146 535)






Postal Address: PO Box 203, Warners Bay, NSW 2282

Telephone: (02) 4954 8900 Fax: (02) 4954 8902

alveco@ceinternet.com.au



USE: Suitable for grass, vine shoots, etc.

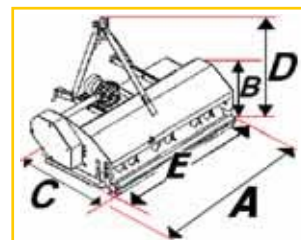
MODEL	A cm	B cm	C cm	D cm	E cm	 max Ø 4 cm	 max Ø 6/8 cm		 Kg	 HP min - max
WGR 1550	171	60	113	110	150	36	12	4	585	45 - 55
WGR 1800	203	60	113	110	182	48	16	4	630	50 - 60
WGR 2000	222	60	113	110	201	48	16	4	695	55 - 65
WGR 2300	249	60	113	110	228	60	20	4	825	65 - 75
WGR 2600	272	60	113	110	251	60	20	5	905	70 - 80
WGR 2800	297	60	113	110	281	96	32	5	950	75 - 90
WGR 3200	341	60	113	110	320	96	32	5	1210	80 - 100

STANDARD EQUIPMENT


PTO 540 RPM
SKIDS
REAR ROLLER
MECHANICAL SIDE SHIFT
STATIC KNIFE
GEARBOX W/DOUBLE FREE WHEEL
AUTOMATIC BELT TENSIONER
LINKAGE CAT. II
WGR 2800/3200: ROTOR A 8 ROWS ROTOR SHAFT
PDF 1000/GM



WGR 2800



AUTOMATIC BELTS



SLIDING ANTI-WEAR BLOCK AND ROLLERS



OPTIONAL:
PTO 1000 RPM



OPTIONAL:
HYDR. SIDE SHIFT



WGR 3200